



## CHEMICAL SCIENCES

# A theoretical view on the stereochemistry of 1,3-benzoxazol-2-(3*H*)-ylidenes obtained from double vinylic substitution

MATHEUS P. DE FREITAS, ANA JÚLIA F. SOUZA, JULLIANE YONEDA & DIEGO P. SANGI

**Abstract:** 2-(1,3-Benzoxazol-2(3*H*)-ylidene)-3-oxo-3-phenylpropanenitrile (1) and methyl-2-(1,3-benzoxazol-2(3*H*)-ylidene)(cyano)acetate (2) are observed as single isomers by NMR spectroscopy. A theoretical study was carried out to investigate if this is due to the exclusive presence of the most stable diastereoisomer or if the ene moiety undergoes fast rotation, thereby allowing for the observation of an average conformer. Indeed, the pronounced stabilization of the *E* stereoisomer, attributed to intramolecular hydrogen bonding, makes it the single obtained product.

**Key words:** 1,3-benzoxazol-2-(3*H*)-ylidenes, Stereochemistry, Synthetic compounds, Theoretical view.

## INTRODUCTION

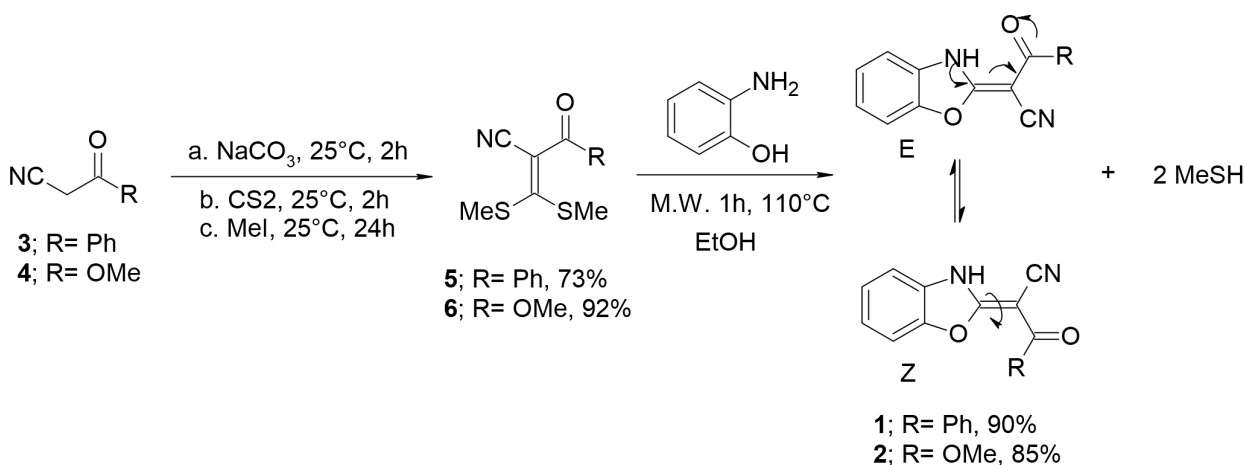
Ketenedithioacetals have widespread use in organic chemistry, being important building blocks to obtain heterocyclic scaffolds using many different methods (Huang et al. 2020, Xu et al. 2019). Traditionally, these compounds are prepared by a one-pot reaction composed of: i) deprotonation of hydrogen active compounds, ii) addition to the carbon disulfide, and iii) methylation of the sulfide anions (Thomae et al. 2009).

Polarized ketenedithioacetals are substrates to vinylic substitutions, using diamines and aminols as nucleophiles to easily produce 1,3-diazo and 1,3-oxazo heterocycles of the imidazolidines, oxazolidines, hexahydropyrimidines, oxazinanes, and benzoxazole classes (Sangi et al. 2014, 2019).

Benzoxazoles play an important role in discovering novel agrochemicals of different classes, particularly herbicides (Zou et al. 2023), and are known for their large spectrum of

pharmacological properties (Demmer & Bunch 2015), such as anticancer (Aboulwafa et al. 2023), antiviral (Wu et al. 2023) and antimicrobial activities (Padalkar et al. 2016); such properties are highly dependent on stereochemistry for an optimal enzyme induced-fit. Benzoxazole derivatives are usually synthesized by condensation between 2-aminophenols and carbonyl compounds; however, this method has limitations regarding their possible substituents (Sangi et al. 2014).

In our search for novel biologically active benzoxazoles, we synthesized 1,3-benzoxazol-2(3*H*)-ylidene-3-oxo-3-phenylpropanenitrile (1) and methyl-1,3-benzoxazol-2(3*H*)-ylidene(cyano)acetate (2) via double vinylic substitution of ketene dithioacetals, as shown in Figure 1, similarly to the synthetic route previously reported (Sangi et al. 2014, 2019, Bocion et al. 1977). However, it is uncertain whether the *E* stereoisomer is the exclusive product in solution due to the establishment of an NH...



**Figure 1.** Synthetic route to obtain **1** (R = Ph) and **2** (R = OMe), which resonates allowing for conformational isomerization.

O=C intramolecular hydrogen bond, giving rise to a thermodynamic favored product, or if the ene moiety undergoes free rotation due to a resonance structure, allowing for conformational isomerization and the observation of an average conformation.

## MATERIALS AND METHODS

### General informations

All chemicals were purchased from commercial sources and used without any further Purification. 2-aminophenol, 2-benzoylacetonitrile, methyl 2-cyanoacetate, carbon disulfide and iodomethane were purchased from sigma aldrich, in pure form. The solvents N,N-dimethylformamide and ethanol were purchased AR grade from Dinâmica.

Reactions assisted by microwave irradiation were carried out in the device Anton Paar Monowave 300. Thin layer chromatography analyzes were performed on commercial aluminum plates with a 0.2 mm layer of silica in gel from the Macherey-Nagel brand, and visualizations were carried out under ultraviolet light (254 nm).

Infrared spectra were obtained using a spectrophotometer Bruker, FT-IR Vertex 70

model, using Attenuated Total Reflectance (ATR) mode, mass spectroscopy were performed in a Shimadzu GCMS-QP2010 Plus and NMR analyses were performed in a Bruker Avance DRX 300 and a Varian VNMR5 500MHz.

### General procedure for the synthesis of ketene-dithioacetals

In a round-bottom flask, a mixture of a compound containing active hydrogen (benzoylacetonitrile (**3**), 20.6 g or methyl cyanoacetate (**4**), 17.6 mL) (0.2 mol), potassium carbonate (0.2 mol, 27.6 g), and dimethylformamide (240 mL) was prepared, stirring at room temperature for two hours.

Then, the reaction mixture was cooled to 0 °C, and carbon disulfide (0.2 mol, 12.1 mL) was added, keeping the resulting mixture under stirring at room temperature for two hours, with salt formation occurring.

Finally, methyl iodide (0.4 mol, 25.0 mL) was added, leaving the mixture at room temperature for twelve hours for alkylation of the sulfides to occur. After twelve hours, the reaction was completed with the addition of ice water (400 mL), leading to precipitation of the products.

The isolated products are obtained as solids after filtration and washing with water and had their purity qualitatively assessed by thin layer

chromatography before being sent for analysis by nuclear magnetic resonance.

The data from the nuclear magnetic resonance spectra of hydrogen ( $^1\text{H}$  NMR) and carbon ( $^{13}\text{C}$  NMR) that were used to identify the synthesized compounds are as follows.

2-Benzoyl-3,3-bis(methylsulfonyl)acrylonitrile (5): Yield 73%.  $^1\text{H}$  NMR (300 MHz,  $\text{CDCl}_3$ ):  $\delta$  7.91-7.87 (m, 2H); 7.57 (tt,  $J$  7.2 and 1.5 Hz,  $^1\text{H}$ ); 7.49-7.44 (m, 2H); 2.77 (s, 3H); 2.49 (s, 3H).  $^{13}\text{C}$  NMR (75 MHz,  $\text{CDCl}_3$ ):  $\delta$  187.3; 179.5; 136.6; 133.3; 129.1; 128.5; 117.6; 106.0; 20.2; 19.6.

Methyl 2-cyano-3,3-bis(methylsulfonyl)acrylate (6): Yield 92%.  $^1\text{H}$  NMR (500 MHz,  $\text{CDCl}_3$ ):  $\delta$  3.76 (s, 3H); 2.68 (s, 3H); 2.53 (s, 3H).  $^{13}\text{C}$  NMR (126 MHz,  $\text{CDCl}_3$ ):  $\delta$  181.6; 163.0; 116.3; 98.3; 77.4; 77.2; 77.0; 52.8; 21.2; 19.1.

### General procedure for the synthesis of (1,3-Benzoxazol-2(3H)-ylidene) 1 and 2

In a glass suitable for microwave reactions, polarized dithioacetal (5, 0.249 g or 6, 0.203 g produced in the previous step) (1 mmol) and 2-aminophenol (1 mmol, 0.109 g) in ethanol (3 mL) were added. It was irradiated with microwaves for 60 minutes, maintaining a temperature at  $110^\circ\text{C}$  and constant stirring.

After completion of the reaction, the products described below were obtained in the form of precipitates that were isolated by simple filtration, with the products (1, 0.236 g and 2, 0.184 g) being obtained in pure form after washed with ethanol and water.

The data from the infrared spectroscopy, mass spectrometry and nuclear magnetic resonance spectra of hydrogen ( $^1\text{H}$  NMR) and carbon ( $^{13}\text{C}$  NMR) that were used to identify the synthesized compounds are as follows.

1,3-Benzoxazol-2(3H)-ylidene-3-oxo-3-phenylpropanenitrile (1): yield 90%. Melting point  $210 - 212^\circ\text{C}$ . IR (ATR) ( $\text{v}/\text{cm}^{-1}$ ): 3186 (v N-H), 3058, 2205 (v CN), 1609 (v C=O), 1531, 1464, 1307,

1259, 734, 695.  $^1\text{H}$  NMR (300 MHz,  $\text{CDCl}_3$ )  $\delta$  (ppm) 8.05 – 7.96 (m, 2H), 7.63 – 7.33 (m, 7H).  $^{13}\text{C}$  NMR (75 MHz,  $\text{CDCl}_3$ )  $\delta$  (ppm) 186.0 (C=O), 165.7 (C sp $^2$   $\beta$  CN), 146.9, 136.2, 132.2, 131.3, 128.4, 128.2, 126.1, 125.4, 116.8 (CN), 113.9, 111.4, 70.5 (C sp $^2$   $\alpha$  CN). MS (m/z, (%)): 262 ( $\text{M}^+$ , 51); 261(71); 105(100); 77(99).

Methyl-1,3-benzoxazol-2(3H)-ylidene(cyano)acetate (2): yield 85%. Melting point:  $267 - 272^\circ\text{C}$  (decomposition). IR (ATR) ( $\text{v}/\text{cm}^{-1}$ ): 3288 (v N-H), 2211 (v CN), 1660 (v C=O), 1566, 1443, 1384, 1297, 1229, 969, 756.  $^1\text{H}$  NMR (300 MHz,  $\text{DMSO}-d^6$ )  $\delta$  (ppm) 12.95 (s, 1H, N-H), 7.66 – 7.63 (m, 1H), 7.46 – 7.42 (m, 1H), 7.34 (dt,  $J$  7.5 and 1.5 Hz, 1H), 7.30 – 7.24 (dt,  $J$  7.5 and 1.5 Hz, 1H), 3.72 (s, 3H,  $\text{OCH}_3$ ).  $^{13}\text{C}$  NMR (75 MHz,  $\text{DMSO}-d^6$ )  $\delta$  (ppm) 166.3 (C=O), 165.7 (C sp $^2$   $\beta$  CN), 146.1, 130.6, 126.1, 124.5, 116.7 (CN), 113.0, 111.1, 56.3 (C sp $^2$   $\alpha$  CN), 51.7 ( $\text{OCH}_3$ ).

### Computational Methods

The C=C rotational barriers in 1 and 2 were computed by scanning the N-C=C-C(=O) dihedral angle in steps of  $10^\circ$  using the density functional theory at the B3LYP/6-31g(d,p) level (Becke 1988, Lee et al. 1988, Ditchfield et al. 1971). The geometries of the energy minima were optimized at the B3LYP-D3(BJ)/DGTZVP level (Becke 1988, Godbout et al. 1992, Grimme et al. 2011), which includes empirical dispersion corrections, and no imaginary frequencies were found. The conformer/diastereoisomer stabilities were analyzed using a natural bond orbital (NBO) approach (Glendening et al. 2018). Calculations were all performed using the Gaussian 16 package of programs (Gaussian 16 et al. 2016).

## RESULTS AND DISCUSSION

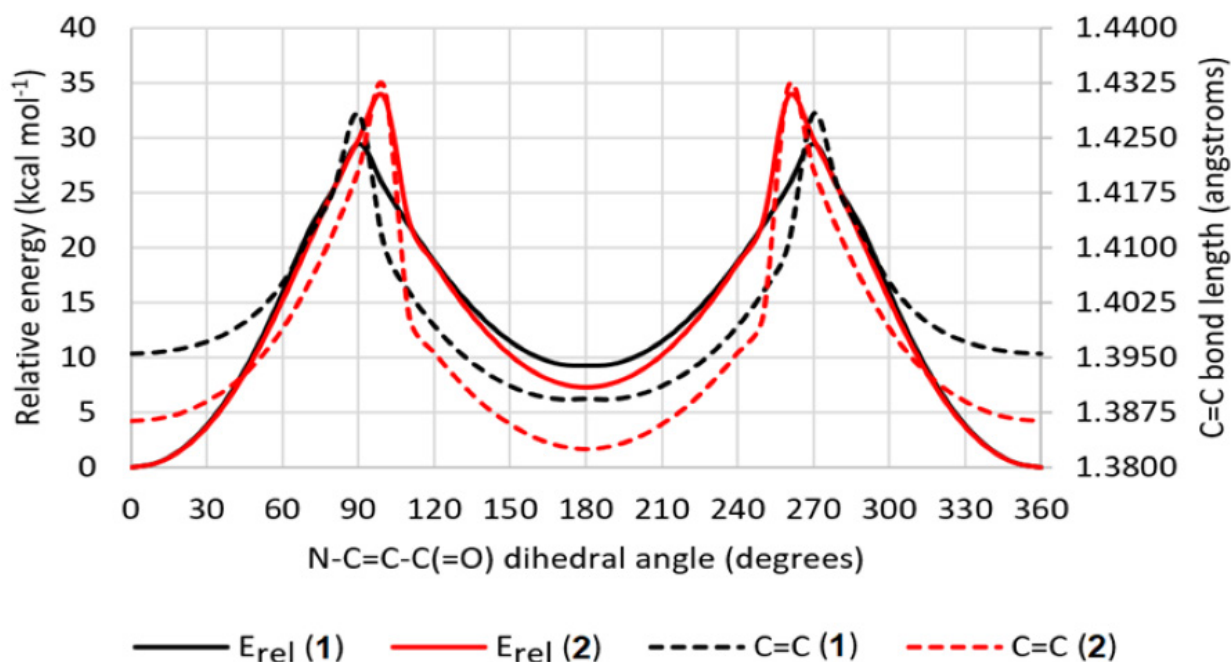
Considering that stereochemistry is a fundamental point to the mode of action with biological receptors, this work aims to understand why the *E* stereoisomer is the single product in solution, to give support to medicinal

and organic chemists to design potential drug candidates.

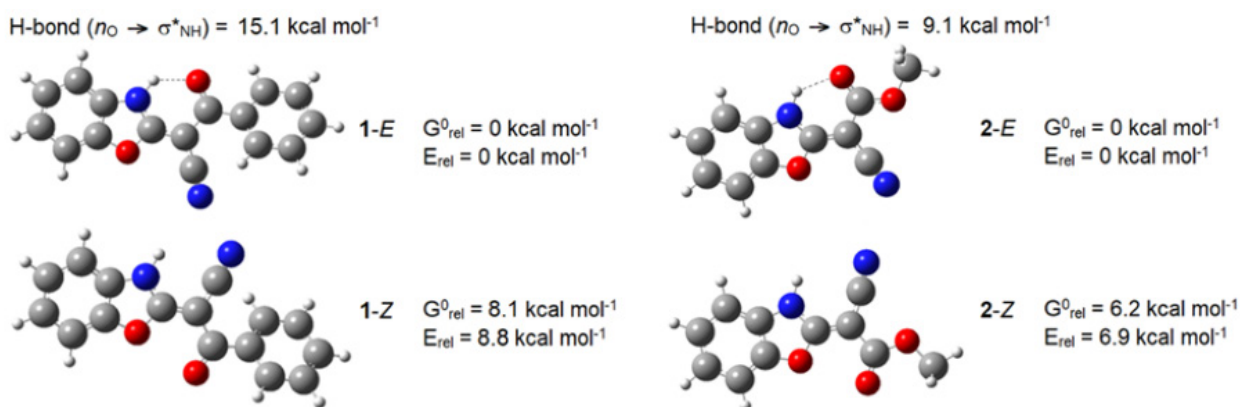
According to the DFT calculations, the rotational barriers of both 1 and 2 were computed as high as 20 (Z → E) to 35 (E → Z) kcal mol<sup>-1</sup>, which prevents fast, free rotation at room temperature (Figure 1). For instance, the rotation time constants for ethane and butane are about 12 ps and 40 ps, respectively (Zheng et al. 2006). The C=C rotation barrier of typical alkenes is about 60 kcal mol<sup>-1</sup>, while the corresponding value for the N-C(=O) bond of amides is 21 kcal mol<sup>-1</sup> (Weil et al. 1967). A barrier of 20 kcal mol<sup>-1</sup> corresponds to an interconversion rate of  $1.3 \times 10^{-2} \text{ s}^{-1}$  at 25° C, that is, a half-life ( $t_{1/2}$ ) of about 1 minute;  $t_{1/2}$  for a barrier of 25 kcal mol<sup>-1</sup> at 25° C is 66 hours (Eliel & Wilen 1994). Therefore, as the isomers of 1 and 2 could be separated at room temperature and analytically distinguished by NMR spectroscopy, only one form is produced, which is the thermodynamically most stable isomer *E*. It is worth mentioning that typical carbon-carbon single bonds have a length of

1.53 Å, while the corresponding value for double bonds is 1.34 Å (Robert & Caserio 1977); only the transition state of 1 and 2 upon rotation of the C=C bond approaches the carbon-carbon bond length of a single bond ( $\approx 1.43 \text{ Å}$ ). In contrast, the stable conformations have shorter carbon-carbon bond lengths of about 1.39 Å (Figure 2).

The *E* isomer is the single form observed experimentally because it is 8.1 and 6.2 kcal mol<sup>-1</sup> more stable than the *Z* isomer (for 1 and 2, respectively), according to B3LYP-GD3(BJ)/DGTZVP calculations (Becke 1988, Godbout et al. 1992, Glendening et al. 2018) (Figure 3); because the transition state should experience similar interactions to the product, the thermodynamic product is likely the kinetic product too. To search for the interactions governing the “conformer” stabilities, a natural bond orbital analysis was carried out, and the Lewis and non-Lewis contributions to the overall electronic energies, as well as specific donor-acceptor interactions, were evaluated for both isomers. The second-order perturbation analysis of the donor-acceptor



**Figure 2.** Angular dependence of the rotational electronic energy and C=C bond length in compounds 1 and 2 calculated at B3LYP/6-31g(d,p) level.



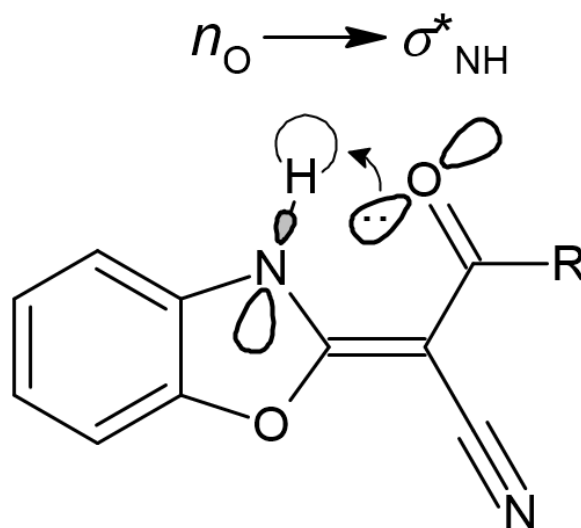
**Figure 3.** Stable “conformations” of 1 and 2, and the respective standard Gibbs free energies calculated at B3LYP-D3(BJ)/DGTZVP level.

interactions of the natural bond orbitals (NBOs) indicates that *E* is more sterically disfavored than *Z* (higher Lewis-type contributions), but much more stabilized by electron delocalization (non-Lewis contributions), particularly due to an  $n_{\text{O}} \rightarrow \sigma_{\text{NH}}^*$  interaction (Figure 4) corresponding to a C=O⋯H-N intramolecular hydrogen bonding (IHB). A stabilizing (C=)O⋯O chalcogen bonding, such as the interaction governing the conformational isomerization of some systems containing the formamide and thiophene groups (Pascoe et al. 2017), does not appear to compete with the strong IHB since a corresponding  $n_{\text{(C=)}}_{\text{O}} \rightarrow \sigma_{\text{O-C}}^*$  electron delocalization is not effective, as shown in the NBO outcomes. This may be due to the formation of a five-membered ring, which is less favorable than a six-membered ring formed through the IHB.

## CONCLUSIONS

The compounds 2-(1,3-Benzoxazol-2(3H)-ylidene)-3-oxo-3-phenylpropanenitrile (1) and methyl-2-(1,3-benzoxazol-2(3H)-ylidene) (cyano)acetate (2) are observed as single isomers by NMR spectroscopy. In this study, we carried out a theoretical study to show that the rotation barriers are high enough to prevent fast rotation, despite the presence of

pseudo-double bonds, which often allow for isomerization. Consequently, the single isomer observed in the NMR spectra corresponds to the most stable diastereoisomer *E*, rather than an average structure that results from the diastereo isomerization in 1 and 2. This stability is attributed to the presence of an effective intramolecular hydrogen bonding, which stabilizes the *E* isomer, rather than a chalcogen bonding, which is absent in the *Z* isomer.



**Figure 4.** Quantum hydrogen bond in the *E* isomer of 1 (R = Ph) and 2 (R = OMe).

## Acknowledgments

The authors acknowledge the financial support of FAPERJ. This research was funded by grants from the Fundação de Amparo à Pesquisa do Estado do Rio de Janeiro (FAPERJ grants E-26/010.100639/2018).

## REFERENCES

- ABOULWAFI OM, DAABEES HMG & EL-SAID AH. 2023. Benzoxazole-appended piperidine derivatives as novel anticancer candidates against breast cancer. *Bioorg Chem* 134: 106437. <https://doi.org/10.1016/j.bioorg.2023.106437>.
- BECKE AD. 1988. Density-functional exchange-energy approximation with correct asymptotic behavior. *Phys Rev A* 38: 3098-3100. <https://doi.org/10.1103/PhysRevA.38.3098>.
- BOCION P, SILVA W & WINTERNITZ P. 1977. Hoffmann-La Roche Inc. Plant growth influencers. Patent US4028089. <https://patentimages.storage.googleapis.com/7e/8b/5b/858ecfacebf1a0/US4028089.pdf>.
- DEMMER CS & BUNCH L. 2015. Benzoxazoles and oxazolopyridines in medicinal chemistry studies. *Eur J Med Chem* 97: 778-785. <https://doi.org/10.1016/j.ejmech.2014.11.064>.
- DITCHFIELD R, HEHRE WJ & POPLA JA. 1971. Self-Consistent Molecular-Orbital Methods. IX. An Extended Gaussian-Type Basis for Molecular-Orbital Studies of Organic Molecules. *J Chem Phys* 54: 724-728. <https://doi.org/10.1063/1.1674902>.
- ELIEL EL & WILEN SH. 1994. Stereochemistry of Organic Compounds. John Wiley & Sons: Hoboken.
- GAUSSIAN 16 ET AL. 2016. Gaussian, Inc., Wallingford CT.
- GLENDENING ED, BADENHOOP JK, REED AE, CARPENTER JE, BOHMANN JA, MORALES CM, KARAFILOGLU P, LANDIS CR & WEINHOLD F. 2018. NBO 7.0, Theoretical Chemistry Institute, University of Wisconsin, Madison.
- GODBOUNT N, SALAHUB DR, ANDZELM J & WIMMER E. 1992. Optimization of Gaussian-type basis sets for local spin density functional calculations. Part I. Boron through neon, optimization technique and validation. *Can J Chem* 70: 560-571. <https://doi.org/10.1139/v92-079>.
- GRIMME S, EHRlich S & GOERIGK L. 2011. Effect of the damping function in dispersion corrected density functional theory. *J Comput Chem* 32: 1456-1465. <https://doi.org/10.1002/jcc.21759>.
- HUANG L, WU J, HU J, BI Y & HUANG D. 2020. Ketene dithioacetals in organic synthesis. *Tetrahedron Lett* 61: 151363. <https://doi.org/10.1016/j.tetlet.2019.151363>.
- LEE C, YANG W & PARR RG. 1988. Development of the Colle-Salvetti Correlation-Energy Formula into a Functional of the Electron Density. *Phys Rev B* 37: 785-789. <https://doi.org/10.1103/PhysRevB.37.785>.
- PADALKAR VS, BORSE BN, GUPTA VD, PHATANGARE KR, PATIL VS, UMAPE PG & SEKAR N. 2016. Synthesis and antimicrobial activity of novel 2-substituted benzimidazole, benzoxazole and benzothiazole derivatives. *Arab J Chem* 9: S1125-S1130. <https://doi.org/10.1016/j.arabjc.2011.12.006>.
- PASCOE DJ, LING KB & COCKROFT SL. 2017. The Origin of Chalcogen-Bonding Interactions. *J Am Chem Soc* 139: 15160-15167. <https://pubs.acs.org/doi/pdf/10.1021/jacs.9b03806>.
- ROBERT JD & CASERIO MC. 1977. Basic Principles of Organic Chemistry, 2<sup>nd</sup> edition. Benjamin WA, Inc.: Menlo Park.
- SANGI DP, MEIRA YG, MOREIRA NM, LOPES TA, LEITE MP, PEREIRA-FLORES ME & ALVARENGA ES. 2019. Benzoxazoles as novel herbicidal agents. *Pest Manag Sci* 75: 262-269. <https://doi.org/10.1002/ps.5111>.
- SANGI DP, MONTEIRO JL, VANZOLINI KL, CASS QB, PAIXÃO MW & CORRÊA AG. 2014. Microwave-Assisted Synthesis of N-Heterocycles and Their Evaluation Using an Acetylcholinesterase Immobilized Capillary Reactor. *J Braz Chem Soc* 25: 887-889. <http://dx.doi.org/10.5935/0103-5053.20140056>.
- THOMAE DF, PERSPICACE E, HENRYON D, XU Z, SCHEINDER S, HESSE S, KIRSCH G & SECK P. 2009. One-pot synthesis of new tetrasubstituted thiophenes and selenophenes. *Tetrahedron* 65: 10453-10458. <https://doi.org/10.1016/j.tet.2009.10.021>.
- WEIL JA, BLUM A, HEISS AH & KINNAIRD JK. 1967. Conformation and Internal Rotation of Nitroaromatic Amines in Solution as Detected by Proton Magnetic Resonance. II. Polynitro Acetanilides. *J Chem Phys* 46: 3132-3144. <https://doi.org/10.1063/1.1841184>.
- WU ET AL. 2023. Optimization and SAR research at the benzoxazole and tetrazole rings of JNJ4796 as new anti-influenza A virus agents. *Eur J Med Chem* 245: 114906. <https://doi.org/10.1016/j.ejmech.2022.114906>.
- XU C, WANG M & LIU Q. 2019. Recent Advances in Metal-Catalyzed Bond-Forming Reactions of Ketene S,S-Acetals. *Adv Synth Catal* 361: 1208-1229. <https://doi.org/10.1002/adsc.201801070>.
- ZHENG J, KWAK K, XIE J & FAYER MD. 2006. Ultrafast Carbon-Carbon Single-Bond Rotational Isomerization in

Room-Temperature Solution. *Science* 313: 1951-1955. <https://doi.org/10.1126/science.1132178>.

ZOU Y, ZHANG Y, LIU X, SONG H, CAI Q, WANG S & YI C. 2023. Research Progress of Benzothiazole and Benzoxazole Derivatives in the Discovery of Agricultural Chemicals.

*J Chen Int J Mol Sci* 24: 10807. <https://doi.org/10.3390/ijms241310807>.

How to cite

FREITAS MP, SOUZA AJF, YONEDA J & SANGI DP. 2024. A theoretical view on the stereochemistry of 1,3-benzoxazol-2-(3H)-ylidenes obtained from double vinylic substitution. *An Acad Bras Cienc* 96: e20240156. DOI 10.1590/0001-3765202420240156.

*Manuscript received on February 26, 2024;  
accepted for publication on April 19, 2024*

### MATHEUS P. DE FREITAS<sup>1</sup>

<https://orcid.org/0000-0002-7492-1801>

### ANA JÚLIA F. SOUZA<sup>2</sup>

<https://orcid.org/0009-0000-8578-1720>

### JULLIANE YONEDA<sup>2</sup>

<https://orcid.org/0000-0001-7978-8686>

### DIEGO P. SANGI<sup>2</sup>

<https://orcid.org/0000-0003-0388-5409>

<sup>1</sup>Universidade Federal de Lavras, Trevo Rotatório Professor Edmir São Santos, Departamento de Química, Instituto de Ciências Naturais, 37203-202 Lavras, MG, Brazil

<sup>2</sup>Universidade Federal Fluminense, Rua Ellis Hermydio Figueira, 783, Departamento de Química, Instituto de Ciência Exatas, Atarrado, 27213-145 Volta Redonda, RJ, Brazil

Correspondence to: **Diego Pereira Sangi**

*E-mail: dpsangi@id.uff.br*

### Author contributions

Ana Júlia Ferrugini Souza: Methodology, investigation and data curation. Matheus Puggina de Freitas, Julliane Yoneda Diego Pereira Sangi: Conceptualization, methodology, investigation, data curation, writing, review & editing, supervision and financing.

